

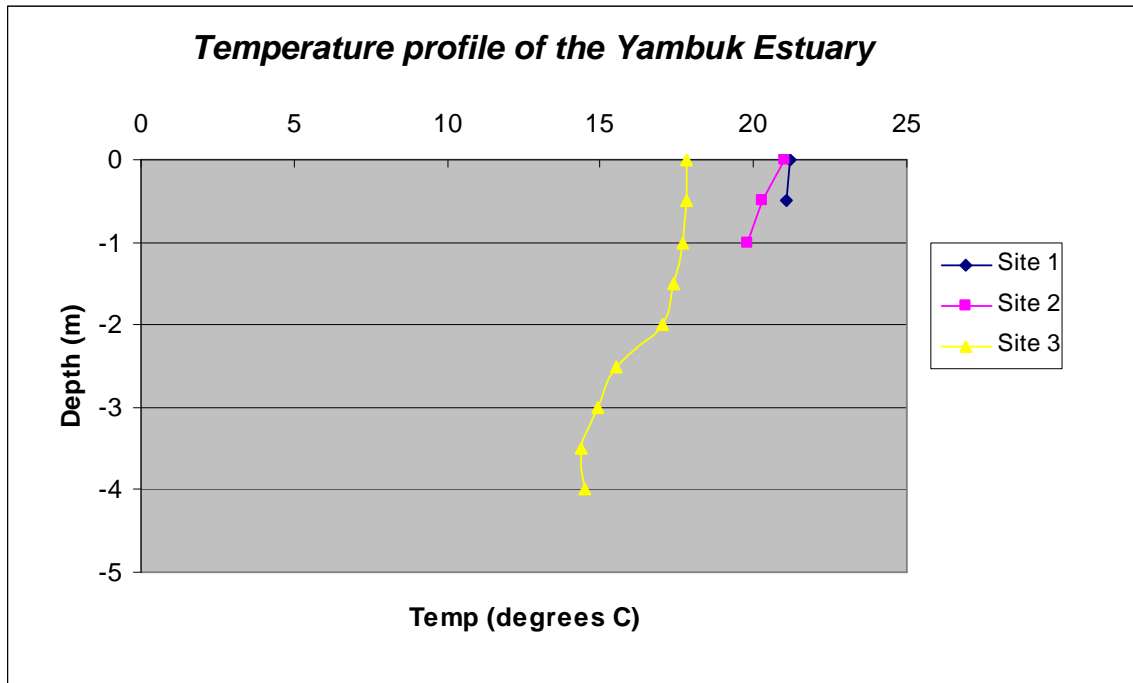
***YAMBUK MONTHLY PROFILING RESULTS,
DATE SAMPLED; 29/10/2009***

SITE LOCATIONS



YAMBUK MONTHLY PROFILING RESULTS,
DATE SAMPLED; 29/10/2009

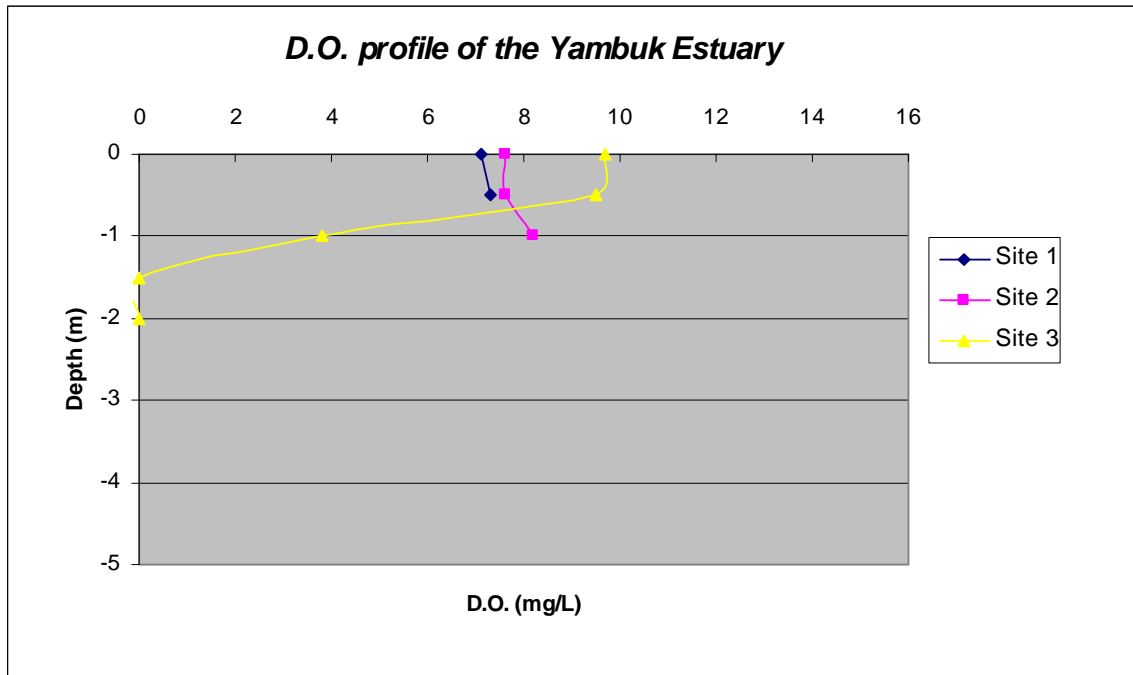
TEMPERATURE (degrees Celsius)



Depth (m)	SITE 1	SITE 2	SITE 3
0	21.2	21	22.1
0.5	21.1	20.3	21.3
1		19.8	16.9
1.5			16.1
2			15.4
2.5			
3			
3.5			
4			

YAMBUK MONTHLY PROFILING RESULTS,
DATE SAMPLED; 29/10/2009

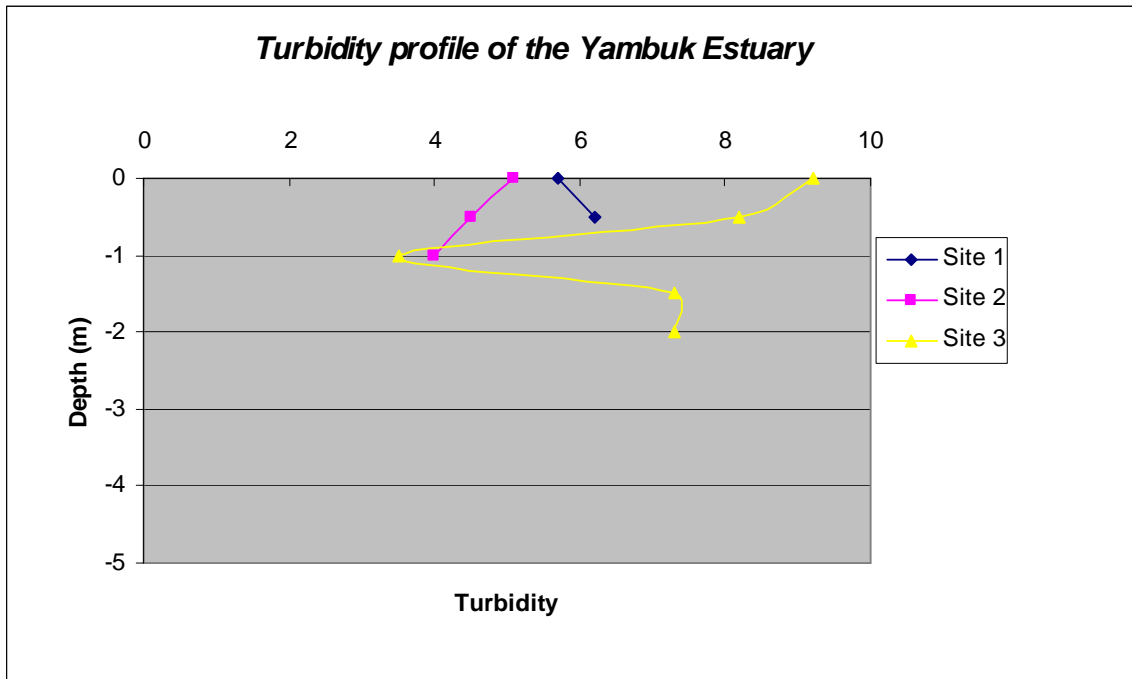
DISSOLVED OXYGEN (mg/L)



<i>Depth (m)</i>	<i>SITE 1</i>	<i>SITE 2</i>	<i>SITE 3</i>
0	7.1	7.6	8.7
0.5	7.3	7.6	9.5
1		8.2	9.8
1.5			0
2			0
2.5			0
3			0
3.5			0
4			0

YAMBUK MONTHLY PROFILING RESULTS,
DATE SAMPLED; 29/10/2009

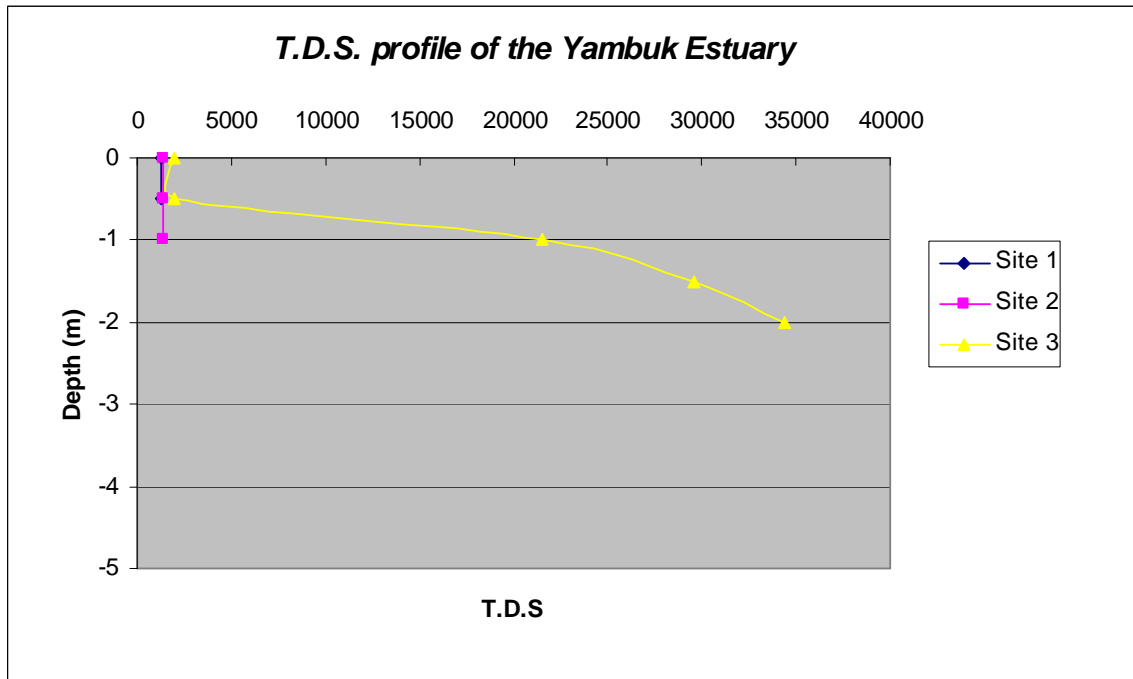
TURBIDITY (ntu)



<i>Depth (m)</i>	<i>SITE 1</i>	<i>SITE 2</i>	<i>SITE 3</i>
0	5.7	5.1	3.2
0.5	6.2	4.5	3.5
1		4	
1.5			7.3
2			7.3
2.5			
3			
3.5			
4			

YAMBUK MONTHLY PROFILING RESULTS,
DATE SAMPLED; 29/10/2009

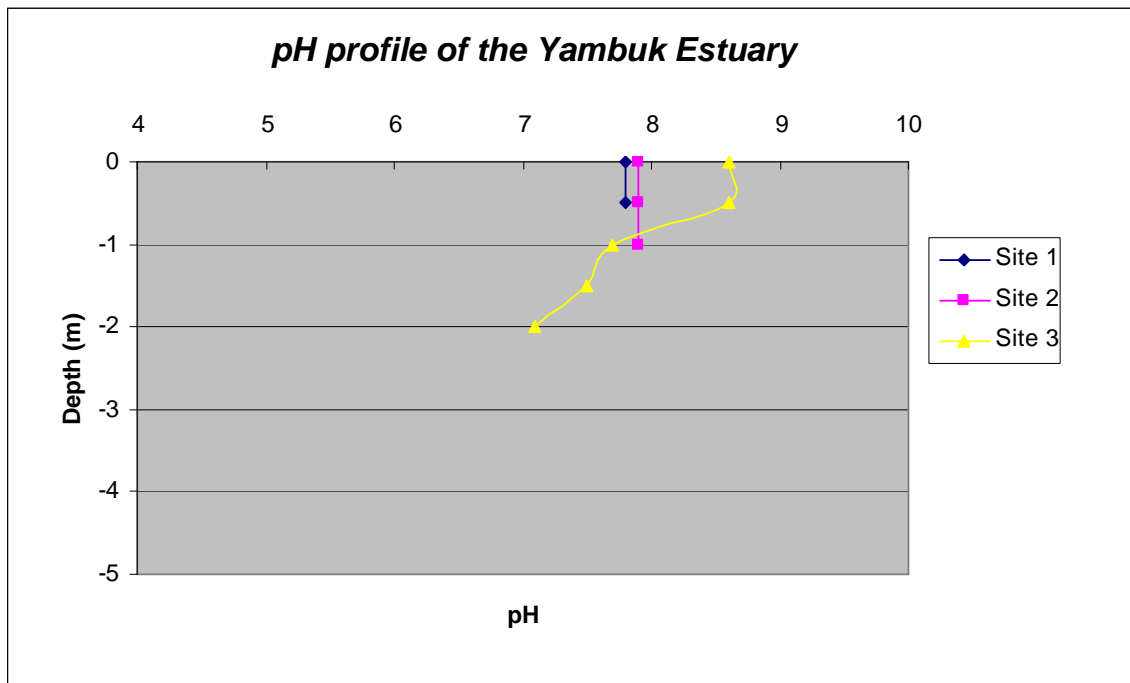
TOTAL DISSOLVED SOLIDS



Depth (m)	SITE 1	SITE 2	SITE 3
0	1288	1379	1939
0.5	1302	1358	1939
1		1379	21483
1.5			29561
2			34370
2.5			
3			
3.5			
4			

**YAMBUK MONTHLY PROFILING RESULTS,
DATE SAMPLED; 29/10/2009**

pH



<i>Depth (m)</i>	<i>SITE 1</i>	<i>SITE 2</i>	<i>SITE 3</i>
0	7.8	7.9	8.6
0.5	7.8	7.9	8.6
1		7.9	7.7
1.5			7.5
2			7.1
2.5			
3			
3.5			
4			