

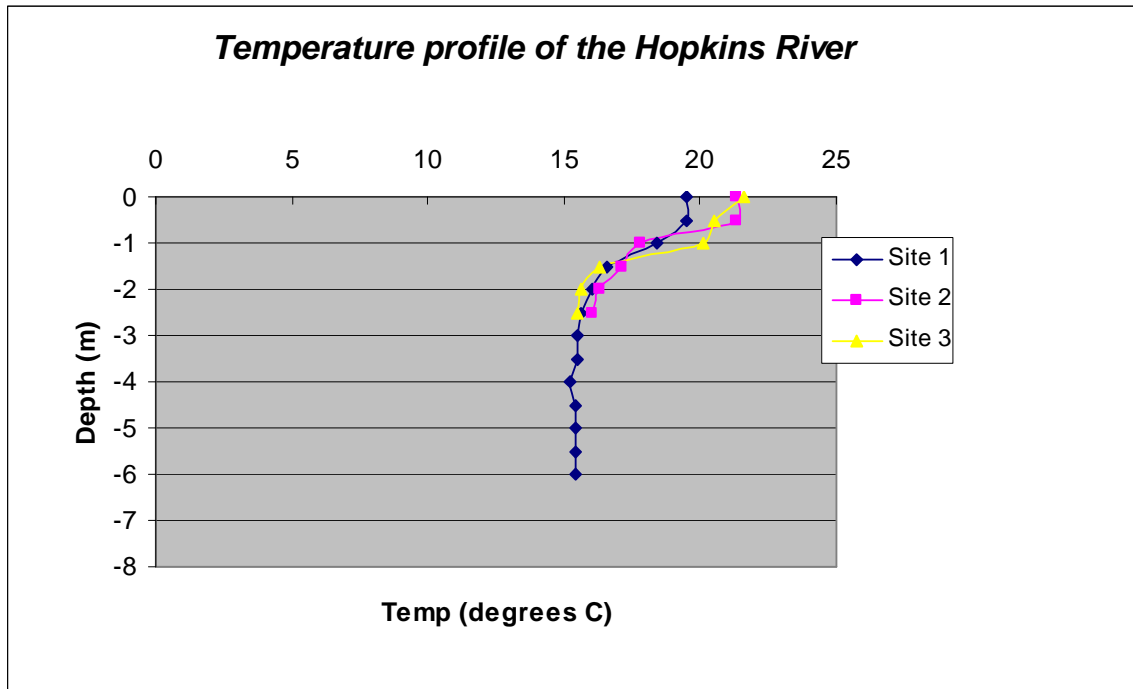
HOPKINS RIVER MONTHLY PROFILING RESULTS,
DATE SAMPLED; 30/10/2009

SITE LOCATIONS



HOPKINS RIVER MONTHLY PROFILING RESULTS,
DATE SAMPLED; 30/10/2009

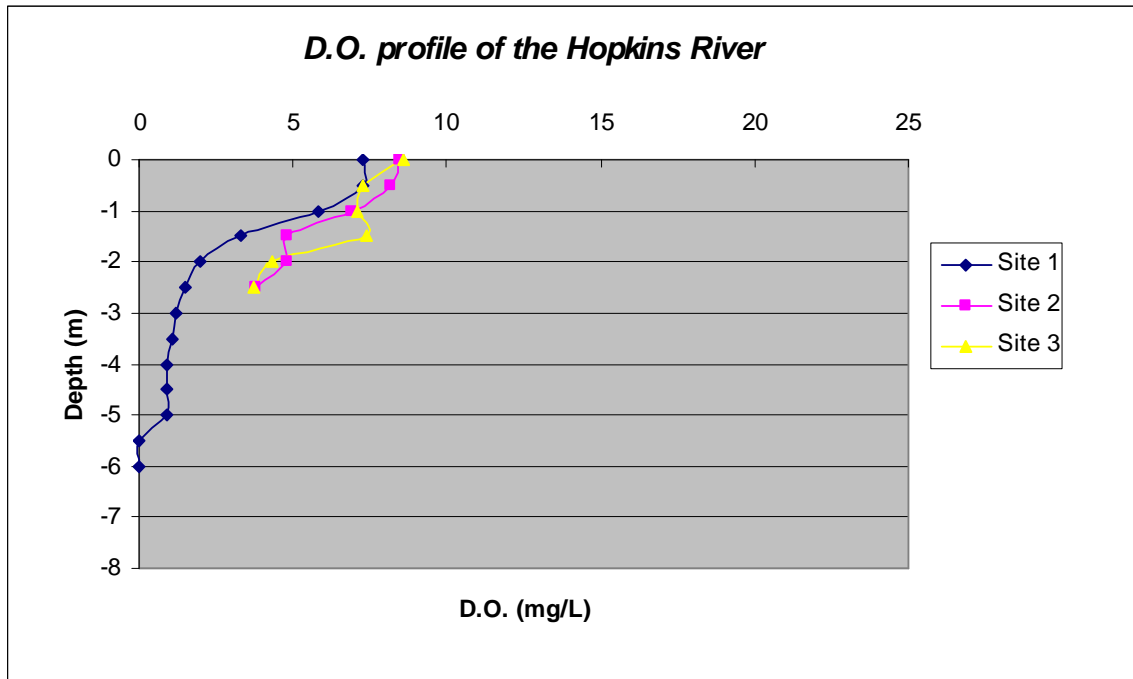
TEMPERATURE (degrees Celsius)



<i>Depth (m)</i>	<i>SITE 1</i>	<i>SITE 2</i>	<i>SITE 3</i>
0	19.5	21.3	21.6
0.5	19.5	21.3	20.5
1	18.4	17.8	20.1
1.5	16.6	17.1	16.3
2	16	16.3	15.6
2.5	15.6	16	15.5
3	15.5		
3.5	15.5		
4	15.2		
4.5	15.4		
5	15.4		
5.5	15.4		
6	15.4		
6.5			
7			
7.5			

HOPKINS RIVER MONTHLY PROFILING RESULTS,
DATE SAMPLED; 30/10/2009

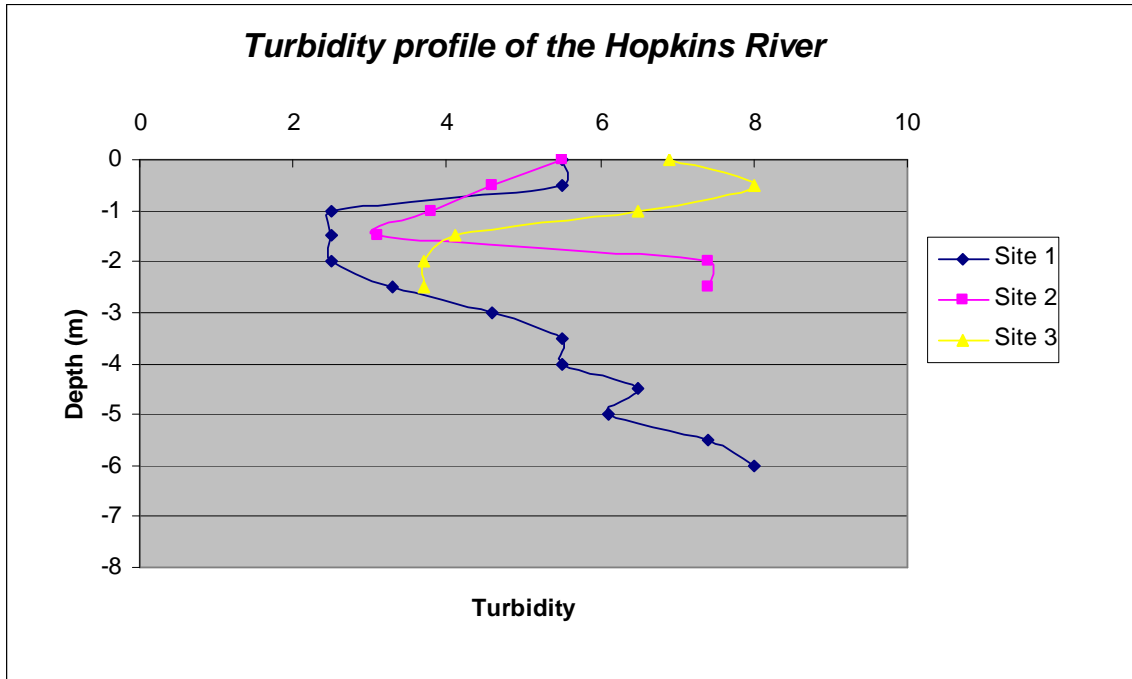
DISSOLVED OXYGEN (mg/L)



<i>Depth (m)</i>	<i>SITE 1</i>	<i>SITE 2</i>	<i>SITE 3</i>
0	7.3	8.5	8.6
0.5	7.3	8.2	7.3
1	5.8	6.9	7.1
1.5	3.3	4.8	7.4
2	2	4.8	4.3
2.5	1.5	3.8	3.7
3	1.2		
3.5	1.1		
4	0.9		
4.5	0.9		
5	0.9		
5.5	0		
6	0		
6.5			
7			
7.5			

**HOPKINS RIVER MONTHLY PROFILING RESULTS,
DATE SAMPLED; 30/10/2009**

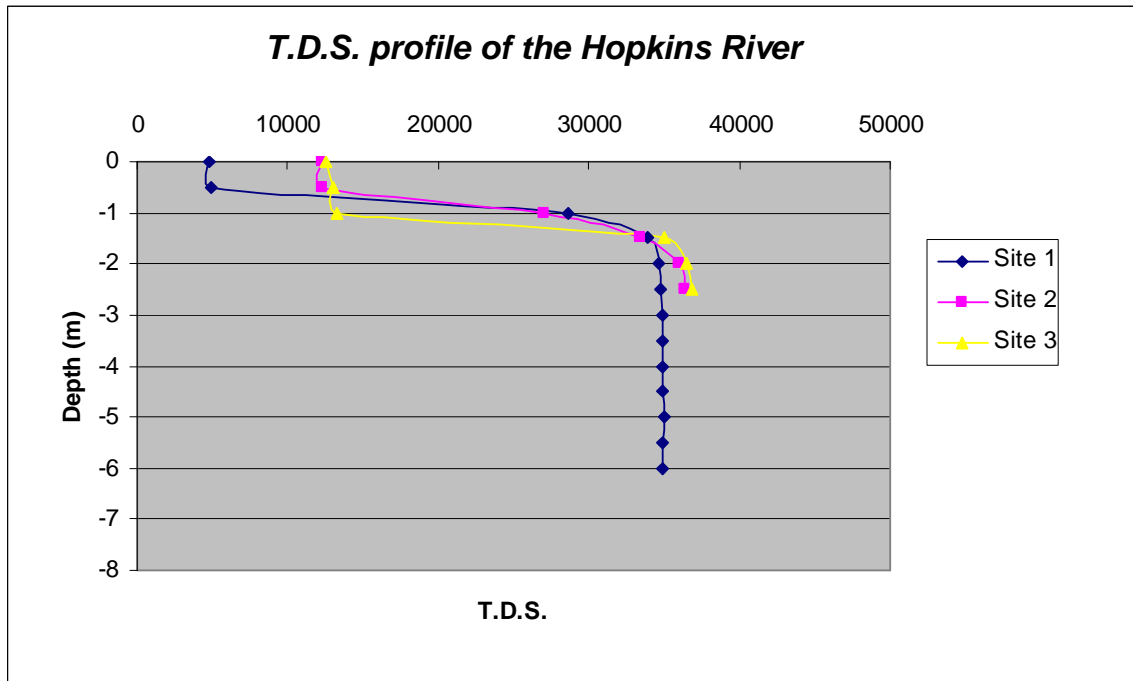
TURBIDITY (ntu)



<i>Depth (m)</i>	<i>SITE 1</i>	<i>SITE 2</i>	<i>SITE 3</i>
0	5.5	5.5	6.9
0.5	5.5	4.6	8
1	2.5	3.8	6.5
1.5	2.5	3.1	4.1
2	2.5	7.4	3.7
2.5	3.3	7.4	3.7
3	4.6		
3.5	5.5		
4	5.5		
4.5	6.5		
5	6.1		
5.5	7.4		
6	8		
6.5			
7			
7.5			

HOPKINS RIVER MONTHLY PROFILING RESULTS,
DATE SAMPLED; 30/10/2009

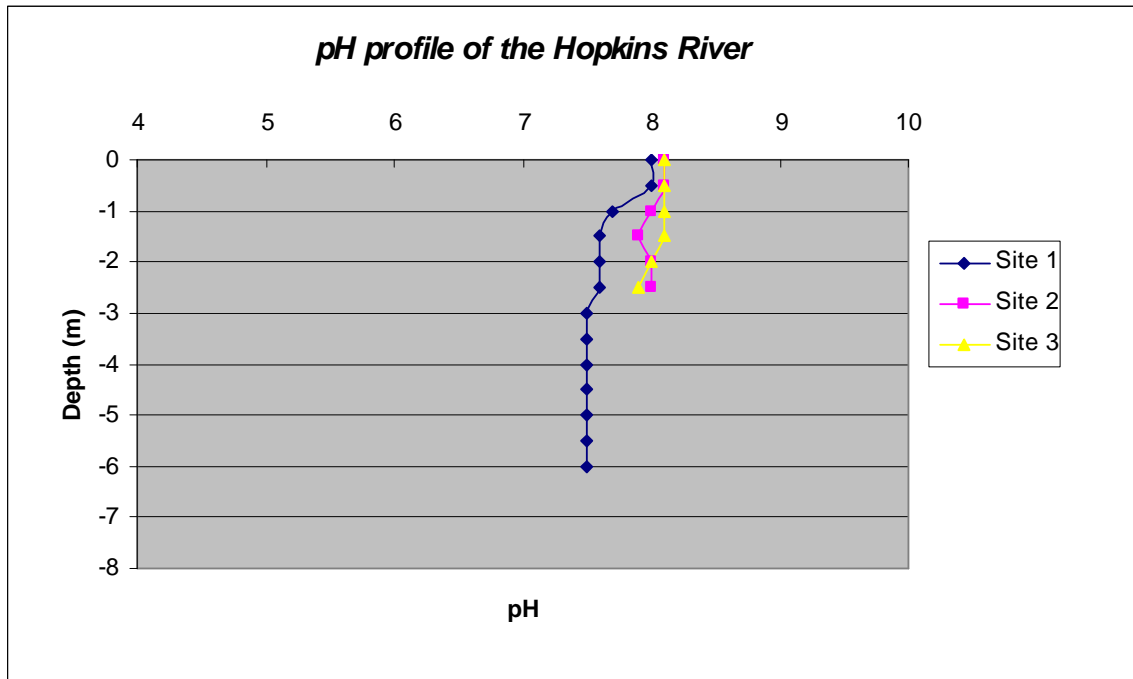
TOTAL DISSOLVED SOLIDS



<i>Depth (m)</i>	<i>SITE 1</i>	<i>SITE 2</i>	<i>SITE 3</i>
0	4830	12257	12466
0.5	4907	12243	13013
1	28609	27048	13314
1.5	33866	33362	34983
2	34608	35987	36477
2.5	34769	36386	36869
3	34839		
3.5	34895		
4	34916		
4.5	34930		
5	34979		
5.5	34937		
6	34937		
6.5			
7			
7.5			

HOPKINS RIVER MONTHLY PROFILING RESULTS, DATE SAMPLED; 30/10/2009

pH



Depth (m)	SITE 1	SITE 2	SITE 3
0	8	8.1	8.1
0.5	8	8.1	8.1
1	7.7	8	8.1
1.5	7.6	7.9	8.1
2	7.6	8	8
2.5	7.6	8	7.9
3	7.5		
3.5	7.5		
4	7.5		
4.5	7.5		
5	7.5		
5.5	7.5		
6	7.5		
6.5			
7			
7.5			