

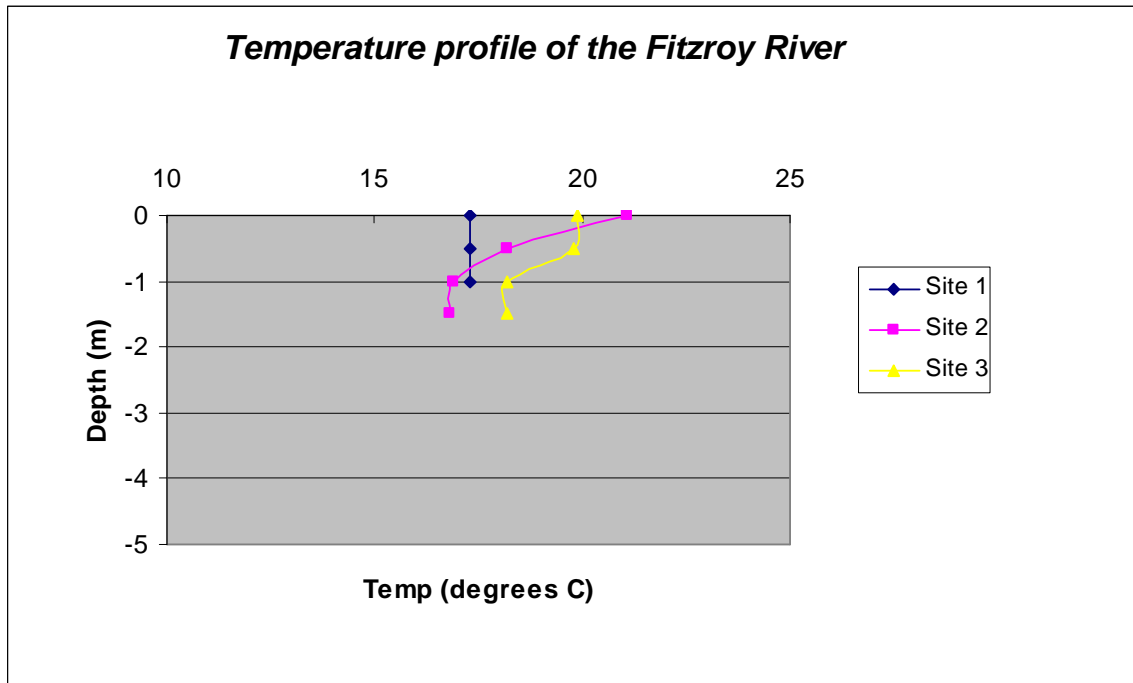
***FITZROY RIVER MONTHLY PROFILING RESULTS,
DATE SAMPLED; 29/10/2009***

SITE LOCATIONS



***FITZROY RIVER MONTHLY PROFILING RESULTS,
DATE SAMPLED; 29/10/2009***

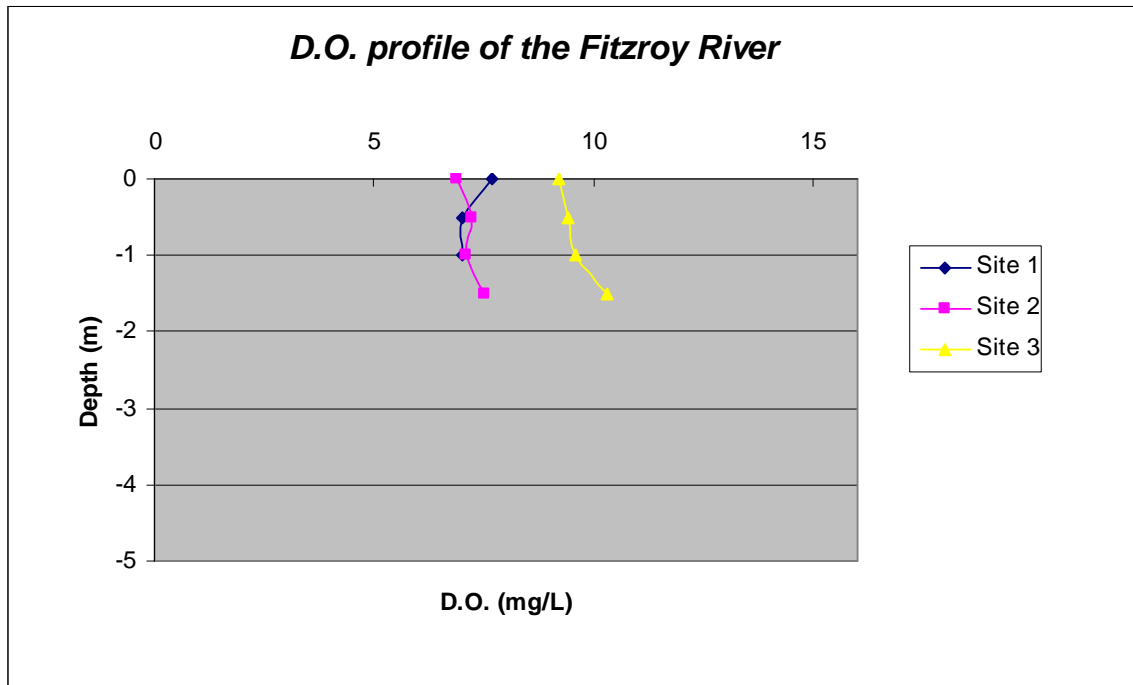
TEMPERATURE (degrees Celsius)



<i>Depth (m)</i>	<i>SITE 1</i>	<i>SITE 2</i>	<i>SITE 3</i>
0	17.3	21.1	18.9
0.5	17.3	18.2	18.8
1	17.3	16.9	18.2
1.5		16.8	18.2
2			
2.5			
3			
3.5			
4			

FITZROY RIVER MONTHLY PROFILING RESULTS,
DATE SAMPLED; 29/10/2009

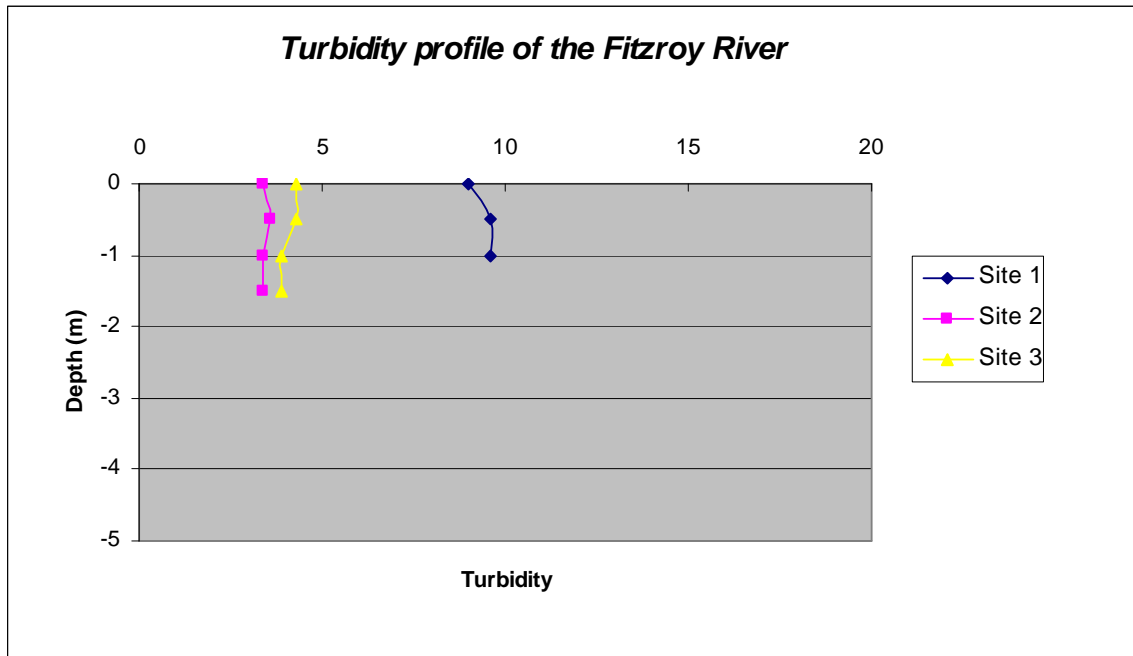
DISSOLVED OXYGEN (mg/L)



<i>Depth (m)</i>	<i>SITE 1</i>	<i>SITE 2</i>	<i>SITE 3</i>
0	7.7	6.9	9.2
0.5	7	7.2	9.4
1	7	7.1	3.6
1.5		7.5	10.3
2			
2.5			
3			
3.5			
4			

***FITZROY RIVER MONTHLY PROFILING RESULTS,
DATE SAMPLED; 29/10/2009***


TURBIDITY (ntu)



<i>Depth (m)</i>	<i>SITE 1</i>	<i>SITE 2</i>	<i>SITE 3</i>
0	9	3.4	4.3
0.5	9.6	3.6	4.3
1	9.6	3.4	3.9
1.5		3.4	3.9
2			
2.5			
3			
3.5			
4			

***FITZROY RIVER MONTHLY PROFILING RESULTS,
DATE SAMPLED; 29/10/2009***

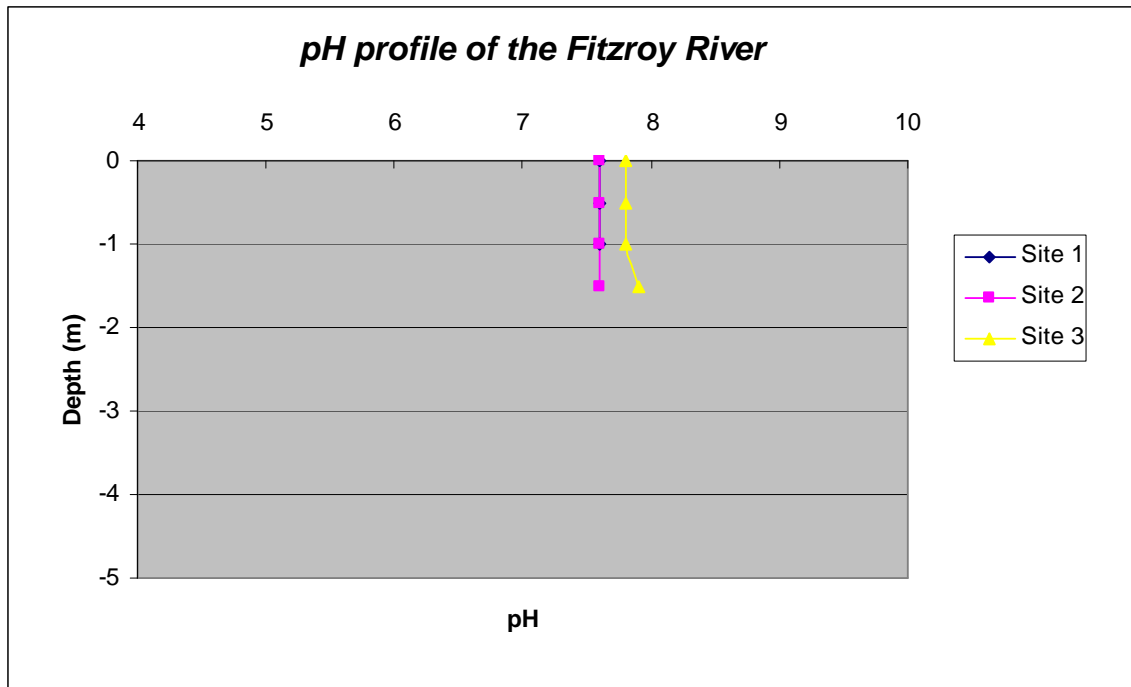
TOTAL DISSOLVED SOLIDS



Depth (m)	SITE 1	SITE 2	SITE 3
0	1365	1260	1295
0.5	1267	1253	1302
1	1295	1260	1281
1.5		1267	1309
2			
2.5			
3			
3.5			
4			

**FITZROY RIVER MONTHLY PROFILING RESULTS,
DATE SAMPLED; 29/10/2009**

pH



<i>Depth (m)</i>	<i>SITE 1</i>	<i>SITE 2</i>	<i>SITE 3</i>
0	7.6	7.6	7.8
0.5	7.6	7.6	7.8
1	7.6	7.6	7.8
1.5		7.6	7.9
2			
2.5			
3			
3.5			
4			